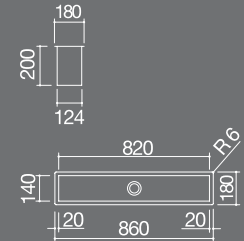


- > 90 cm built-in and flush channel
- > 120 cm built-in and flush channel
- > 180 cm built-in channel

90 cm built-in and flush channel



- 2" basket strainer waste bowl
- space for 3 modules
- AISI 304 extra thick stainless steel
- 84x16 cm cut-out flush: see website
- 90 cm base unit



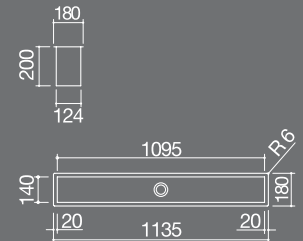
SATIN STAINLESS STEEL

code 1CI90

120 cm built-in and flush channel



- 2" basket strainer waste bowl
- space for 4 modules
- AISI 304 extra thick stainless steel
- 111.5x16 cm cut-out flush: see website
- 120 cm base unit
- 3 cable outlet holes



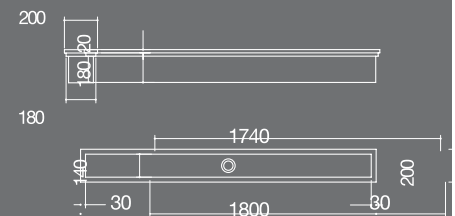
SATIN STAINLESS STEEL

code 1CI120

180 cm built-in channel



- 2" basket strainer waste bowl
- space for 6 units
- AISI 304 extra thick stainless steel
- wall fixing supports
- 10x13.8 cm mobile drainainer supplied
- 178x18 cm cut-out; 178x19 cm wall



SATIN STAINLESS STEEL

code 1CIA180

FEB



FT



The accessorised channels and stainless steel accessories that fit inside them are available with the satin finish only.

Standard features: fixing clips, 2" basket strainer waste plug.